

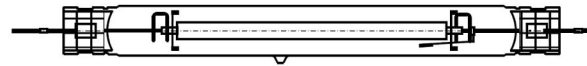


# 1000-Watt DE HPS Quick Start

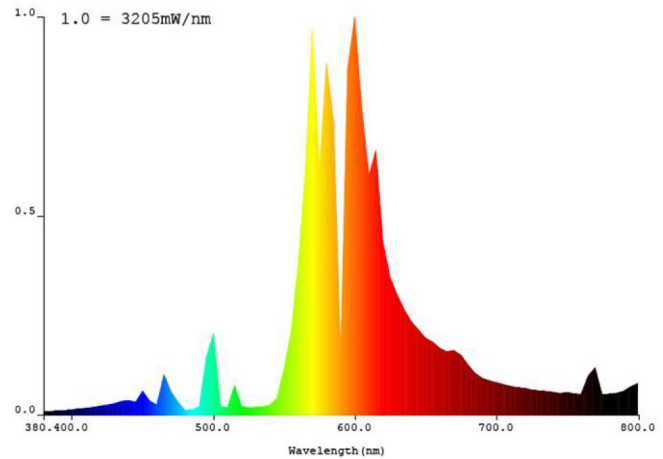
Without lead wire:



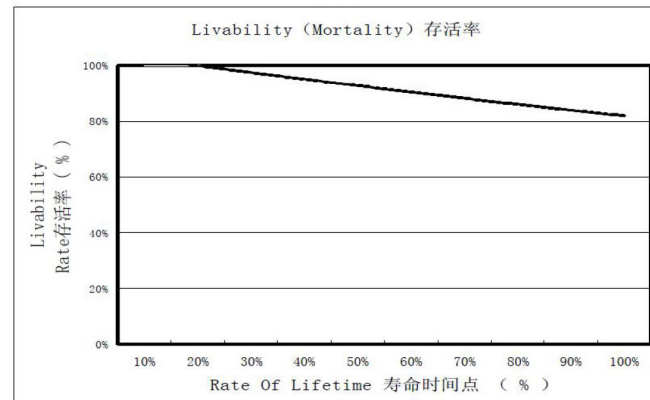
With lead wire:



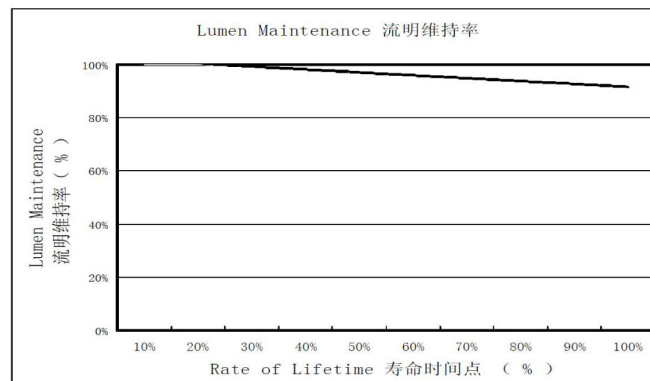
PERFORMANCE DATA		
Initial lumens at rated watts	155000	Lm
Rated average life	15000	Hr
Warm up time	5	Min
Correlated color temperature	2050	K
CIE chromaticity	0.52,0.42	x,y
Color rendering index	32	
Operating Position	(HOR)	
PAR value (380-780nm)	2100	$\mu$ mol/s



ELECTRICAL CHARACTERISTICS		
Nominal lamp wattage	1000	W
Nominal lamp voltage	215	V
Nominal lamp current	4.7	A



PHYSICAL DESCRIPTION		
Maximum overall length	394*	mm
Max Bulb diameter	33.5	mm
Maximum bulb temperature	700	$^{\circ}$ C
Bulb designation	T32.5	
Bulb material	Quartz glass	
Arc tube material	PCA	
Bulb finish	Clear	



\*The length includes lead wire (270mm if without lead wire)